



# INDOOR AUTOMATED PARCEL MACHINE

Key features:

- The parcel locker is an automatic machine designed for receiving and sending parcels, available 24 hours a day. It allows for convenient and quick collection of parcels without the need to stand in queues or adhere to time constraints. These lockers are typically located in public places, such as shopping malls or gas stations.
- Parcel machines were developed through a successful collaboration between FPUH REXEL s.c. and Pointpack S.A.
- Our machines feature a modular design, enabling them to operate in a variety of convenient configurations.
- Currently, in partnership with Pointpack S.A., we are producing 2,000 external parcel machines for Poczta Polska (Polish Post), which are projected to handle over 20 million parcels annually.

+48 697 530 240  
+48 61 876 89 46  
info@rexelpland.com



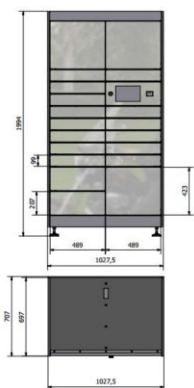
Scan the code

## Why choose our devices?

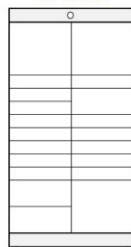
- **Durability:** Our machines are constructed from stainless steel and hot-dip galvanized sheet metal with Magnelis® coating, ensuring exceptional durability in even the most challenging environmental conditions. Our parcel lockers utilize high-quality anti-graffiti paints that allow for easy removal of dirt.
- **Integration:** Pointpack S.A. provides efficient and seamless IT integration, making it convenient for both courier and retail systems. We manage the entire investment process from A to Z—manufacturing, transporting, installing, and preparing your parcel machine for operation.
- **Expertise:** With over 30 years of experience from FPUH REXEL S.C. in machine and device production, alongside 10 years of experience from Pointpack S.A. in developing software for the courier industry, we guarantee a high-quality product that will meet your expectations.

## Indoor Parcel Machine:

- Parcel Locker 19-BOX-IN is a micro version for rooms with limited space, equipped with 19 boxes in a 14-2-3 configuration (small-medium-large).
- Parcel Locker 31-BOX-IN is a mini version in a 18-9-2-2 configuration (micro-small-medium-large).
- Each locker can be expanded with an additional module containing 20 or 32 boxes.



20-BOX-IN



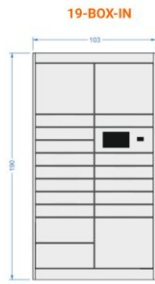
20-BOX-IN additional module  
S - 14 (440x655x93 mm)  
M - 3 (440x655x201 mm)  
L - 3 (440x655x417 mm)

32-BOX-IN



32-BOX-IN additional module  
V - 18 (61x655x260 mm)  
S - 9 (440x655x93 mm)  
M - 3 (440x655x201 mm)  
L - 2 (440x655x417 mm)





**19-BOX-IN 19 steering module**  
 S - 14 (440x655x93 mm)  
 M - 2 (440x655x201 mm)  
 L - 3 (440x655x417 mm)



**31-BOX-IN steering module**  
 V - 18 (61x655x260 mm)  
 S - 9 (440x655x93 mm)  
 M - 2 (440x655x201 mm)